



DISCover
your inner reindeer



Dominance (D) – Rudolph

Traits: Bold, driven, and a natural leader.


Why Rudolph? Rudolph stands out for leading the sleigh with confidence and determination, especially in challenging situations like the foggy night. His red nose is symbolic of his unique ability to overcome obstacles and take charge.



Influence (I) – Dasher

Traits: Energetic, fun-loving, and enthusiastic.


Why Dasher? Known for his speed and flair, Dasher brings energy and charisma to the sleigh team. He reflects the vibrant, people-oriented personality typical of those with high Influence.



Steadiness (S) – Prancer

Traits: Supportive, reliable, and team-focused.

Why Prancer? As one of Santa's core team members, Prancer embodies the steadiness and harmony of the group, always there to ensure the sleigh moves smoothly with grace and collaboration.



Compliance (C) – Comet

Traits: Detail-oriented, disciplined, and dependable.

Why Comet? Comet's role as a steady and precise contributor aligns with the structured, analytical nature of the compliance style, ensuring the sleigh flies safely and efficiently.

Other reindeer, like Cupid, Vixen, Donner, and Blitzen, could also represent Extended DISC® nuances or combinations. Each plays a unique role, just like individuals who combine different DISC traits!



"Discover Your Inner Reindeer!"

Workshop Objectives:

Understand Extended DISC® styles through the lens of Santa's reindeer personalities.
Learn how different styles contribute to a team.
Foster holiday spirit and collaboration.

Agenda:

Introduction

(10 minutes)

Briefly explain the four Extended DISC® styles and their traits.
Introduce the reindeer personalities linked to each DISC style
(Rudolph, Dasher, Prancer, Comet).

Icebreaker: "Reindeer Roll Call"

(15 minutes)

Participants share which reindeer they feel most like and why.
Encourage storytelling, e.g., "When have you been the Rudolph (D), leading through challenges?"

Activity: "Reindeer Sleigh Teams"

(30 minutes)

Setup: Divide participants into small groups.

Challenge: Each group builds a "sleigh team" using the reindeer personalities:
Assign each person a reindeer style (D, I, S, C).

Design a plan for delivering Santa's gifts using the strengths of each reindeer.
Groups should illustrate how each "reindeer" contributes to the team's success.

Output: Groups present their plans to everyone in a creative way—skits, drawings, or a short presentation.

Reflection: "Reindeer Roundtable"

(20 minutes)

Discuss:

How did different styles interact during the activity?

What challenges arose, and how were they solved?

How does this reflect real-life team dynamics?

Emphasize the importance of diversity in strengths for achieving team success.

Holiday Wrap-Up

(15 minutes)

Hand out small "reindeer style" cards as a takeaway, summarizing each DISC type with reindeer traits.

Share festive treats or gifts that tie into the theme, like chocolate reindeer or ornaments.

Materials Needed:

Printouts or cards with reindeer and Extended DISC® style descriptions. (you can copy page 2)

Sleigh and reindeer illustrations (optional, for visuals).

Markers, paper, or props for creative group presentations.

Holiday treats and decorations to enhance the festive atmosphere.

Workshop Takeaway:

Each participant will better understand their Extended DISC® style and appreciate how different styles contribute to a cohesive and successful team—just like Santa's reindeer!

